

VPOWER HOLDINGS LIMITED


HKEx Stock Code: 1608

VGS1100 DIESEL GENERATOR SET

TECHNICAL DESCRIPTION CUMMINS QSK38-G1

For PRIME and STANDBY Application
50Hz 1500RPM

powered by



50Hz at 0.8 Power Factor 380- 415V 3-Phase Rated Voltage**PRIME
800kW / 1000kVA@40°C****STANDBY
880kW / 1100kVA@27°C**

GENERATOR SET PERFORMANCE

Application

A factory designed generator set equipped with a standard AC/DC generator control panel. The generator set is ready to be connected to your fuel and power line to start up once the installation is completed.

Applicable Definitions

Standby: Designed for emergency backup system. The standby rating is applicable to varying loads for the duration of a power outage, No overload capability and average Load Factor $\leq 80\%$. Max 200 operating hours annually.

Prime: Designed for continuous, peak load operations and emergency backup system at varying load in the event of normal utility power interruption. With 10% overload capability for a maximum of 1 hour in every 12 hours and average Load Factor $\leq 70\%$. Unrestricted operating hour.

Applicable Standard

Generator sets design, assembly and testing meet or exceed international standards, including IEC 34-1, BSEN60034, BS5000, ISO9001:2008, ISO14001:2004.

The power rating is set in accordance with ISO 8528, ISO 3046-1, GB/T2820-97.

Structure Outline

The generator set has selected materials and equipment of high performance, which are durable and anti-vibration. The assembly work is fully according to the quality control system. The single bearing alternator frame is coupled to the engine housing directly. With one end of the rotor is supported by bearing and the other end of rotor shaft is connected to the engine flywheel with a steel laminate plates.

The concept of the design and manufacturing is for easy operation and maintenance, to be compact and light weight. With the high level quality control system, we offer Reliability, Flexibility, and Economical power supply system to satisfy the demands from different kinds of application.

Advantage of VPower Genset

Designed, assembled and tested completely according to quality control system;

With excellent load acceptance capacity of up to approx. 65%; significantly low fuel consumption; low emissions;

Advanced monitoring and communication systems, genset can operate from the island operation to grid parallel, fit with different operation.

Rubber Isolator Mounting

According to design and the rubber isolators are mounted between engine, alternator and its common skid base.

Applicable Conditions

Installation Place	: Indoor
Ambient Temperature	: 0°C ~ 40°C
Ambient Humidity	: < 99%
Altitude	: 110m

Painting Color

Engine	: Green
Alternator	: Black
Generator Control Panel	: Black
Skid Base	: Black

* Materials and specifications are subjected to change without prior notice.

VGS1100



Open Type Generator Set

TECHNICAL DATA

50Hz / 1500RPM / 400V

ENGINE	Maker and Model		Cummins QSK38-G1
	Rating Type		Prime / Standby
	Engine Output (Prime)	HP	1190/1317
		kWm	875/969
	Engine Load Acceptance	kWe	~520 (~65%)
	Aspiration		Turbocharged and Aftercooled
	Cylinder Arrangement		12V
	Type		Water Cooled, 4 Cycles, Overhead Valve
	Bore x Stroke	mm x mm	159 x 159
	Piston Displacement	Liter	37.7
	Starting Method		Electric Motor, 24V
	Charging Alternator		DC 24V – 55A (Brushless)
	Cooling Fan and Diameter	mm	TBA
	Oil Cooler		Water Cooled, Multi-plate Type
	Air Cleaner		Dry Type, 2 Stage Paper Element
	Stop Solenoid		Energized to Run Mode
	Flywheel Housing / Flywheel		SAE #0 / SAE #18 (Metric Tread)
	Flywheel Ring Gear Teeth		142
	Battery (Lead Acid Type)		DC 12V – 200Ah x 2 pcs
	Frequency Regulation, Stead State	%	≤±0.5
Frequency Regulation, Transient State	%	≤±10	
Frequency Stable Time	s	2	
Frequency Waving	%	≤±0.25	
Frequency Regulation Range	%	±5.0	
ENGINE LUBRICANT	Oil Pan (High / Low Level)	Liter	166.6 / 140.1
	Oil Filter /By-pass Filter	Liter	TBA
	System Total	Liter	170.3
	Grade		SAE #15W-40 API, Class CH, CI
ENGINE COOLANT	Radiator and Ambient Temp.	°C	Corrugate Fin Type, 40
	Cooling System		Forced Circulation by Centrifugal Water Pump
	Engine Capacity	Liter	128.7
	Radiator Capacity	Liter	TBA
	Radiator Heat Rejection	kW	598
ENGINE DATA	Pressure Mean Effective (PME)	bar	20.48
	Mean Piston Speed	m/s	7.9
	Sound Level (Average at 1m)		
	Full Load	dB(A)	TBA
	Speed Regulation	%	Cummins MCRS , within 5
	Thermostat (Wax Type)		
	Water Coolant	°C	Cracking 82, Fully Open 94
	Engine Shutdown Device		
Coolant Temp (Sensor Type)	°C	102 + 3%	
Oil Pressure (Sensor Type)	kPa	98 + 3% (1.0 + 3% bar)	
FUEL CONSUMPTION	BSFC (at 100% Load)	g/kWh	209
	Lubricating Oil (Nominal Value)	%	TBA
	Fuel Rate	Liter/h	215

* Materials and specifications are subjected to change without prior notice.

VGS1100



Open Type Generator Set

TECHNICAL DATA

50Hz / 1500RPM / 400V

ALTERNATOR	Model		LSA49.3L10
	Construction		Single Bearing, Self Ventilated
	Control System		R450 AVR with AREP Excited
	Insulation		Class H
	Protection		IP23
	Rated Power Factor		0.8
	Efficiency (Cont. 100%)	%	95.2
	No of Pole and Phase		4 Poles 3 Phase 4 Wire
	Stator Winding		Double Layer lab
	Winding Pitch		2/3
	Winding Leads		6
	Voltage Regulation, Stead State	%	≤±0.5
	Voltage Regulation, Transient State	%	+20 ~ - 15
	Voltage Stable Time	s	≤0.5
	Voltage Waving	%	≤±0.5
	Voltage Regulation (at No Load)	%	95 ~ 105
	Voltage Waveform Distortion		
	No Load	%	< 1.5
	Non-Distorted Load	Balanced Linear %	< 5
	Maximum Overspeed	rpm	2250
Telephone Interference	%	THF<2 / TIF<50	
Voltage Dip at 15%	kVA	~1100kVA	
Voltage Dip at 20%	kVA	~1550kVA	
AIR VENTILATION	Combustion Air Flow	m3/min	81.78
	Cooling Fan Air Flow	m3/min	TBA
	Alternator Air Flow	m3/min	60
	Total	m3/min	TBA
EXHAUST GAS	Gas Flow (at Full Load)	m3/min	197.82
	Temperature (at T/C Outlet)	°C	482
	Allowable Back Pressure	mbar	70
	Bellow Size (Inner Diameter)	mm	150x2
RECOMMEND	Diesel Fuel (Grade)		ASTM D975, 1-D or 2-D
	Pipe Size of Fuel Line		
	Supply (Minimum)	Inch	TBA
	Return (Minimum)	Inch	TBA
GENERATOR CONTROL PANEL	Genset Controller		Deep Sea DSE7320
	Analog Measurement	°C	Coolant Temperature
		Bar	Engine Oil Pressure
		PRM	Engine Speed
		V	Battery Voltage
		Hrs	Hour Run
		%	Fuel Level (Optional)
	AC Measurement	V	Gen U1 – U3
		A	Gen I1 – I3
		Hz	Gen Frequency
		kW	Gen Active Power
		kVAr	Gen Reactive Power
		kWh	Gen Power Consumption
		V	Mains U1 – U3
		Hz	Mains Frequency
		V	Mains Voltage (L1-L2, L2-L3, L3-L1)

* Materials and specifications are subjected to change without prior notice.

TECHNICAL DATA

50Hz / 1500RPM / 400V

GENERATOR CONTROL PANEL	Default Protection Settings	
	Low Oil Pressure	Bar < 1.5
	High Coolant Temperature	°C > 100
	Over Speed	RPM > 10% of RatedSpeed
	Fail to Start	Sec. > 39 (failed to start up after 3 attempts)
	Low / High Battery Voltage	V 18 / 30
	Charge Fail	V < 18
	Under / Over Gen Voltage	V 70% / 110% of Rated Voltage
	Under / Over Gen Frequency	Hz 85% / 110% of Rated Frequency
	Over Current	A > 120%(IDMTL)
	Push Buttons	
	MODE →	Selection of Genset operation mode (OFF, MAN, AUT push button)
	HORN RESET	Deactivates the "HORN"
	FAULT RESET	Acknowledges faults and alarms
	START	Start Genset
	STOP	Stop Genset
	MCB ON/OFF	Manual open/close the Mains CB
	PAGE	Cyclic selection of the display mode (MEASUREMENT ◀ ▶ ADJUSTMENT)
	△	Select set point, screen or increase set point value
	▽	Select set point, screen or decrease set point value
✓	Confirm set point value	
LED's (from left to right)		
<p>MAINS FAILURE: Green LED activated when the mains present, green LED unlit while 'mains failure' occurred and Genset does not run.</p> <p>MCBON: Green LED activated if MCB is closed. It actuated by feedback signal.</p> <p>GCBON: Green LED activated if GCB is closed. It actuated by feedback signal.</p> <p>GEN VOLTAGE PRESENT: Green LED activated when the genset present, green LED unlit while 'genset output failure' or genset does not run.</p>		
Emergency Stop Button	Stop Genset in case of emergency	
Key Switch	ON/OFF Power to the control panel	
LED	Common Engine Fault LED	
Buzzer	Audible alarm	

* Materials and specifications are subjected to change without prior notice.

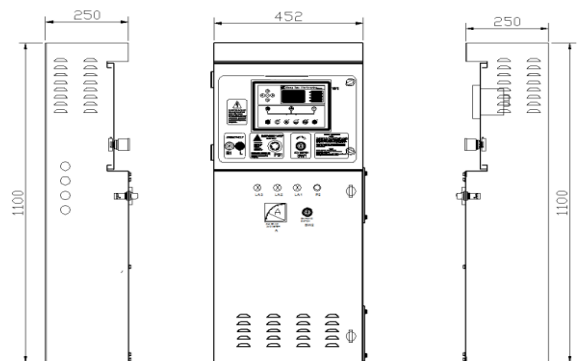
V500 GENSET CONTROL SYSTEM

- ◆ Genset Output Data Display and Protection
- ◆ Genset Status Display and Protection
- ◆ Genset Remote Start-up and Auto Start-up
- ◆ Power Monitoring System
- ◆ Fault LED Indicators
- ◆ Modular design and expandable

Deep Sea DSE7320 Genset Control System Features:

DSE 7320 controller features with multiple functions for Genset control, operation and protection. It provides logical control and Graphical LCD display, interfacing with RS232 and RS485 for local or remote applications. These features include:

- (1) Auto/Manual Start-Stop
- (2) Phase sequence detects and protection
- (3) 38*78 LCD display
- (4) Genset overspeed protection
- (5) Oil pressure display and protection
- (6) Coolant Temperature display and protection
- (7) DC Volt measurement and Over/Under Volt protect
- (8) Fuel Level detects and alarm
- (9) Lube Oil Timer
- (10) Electrical Measurement
 - a. Active Power
 - b. Reactive Power
 - c. Voltage(L-L/L-N)
 - d. Frequency
 - e. Line Currents
 - f. kWh
 - g. kVAh
- (11) Protections:
 - a. Over/Under Voltage
 - b. Over/Under Frequency
 - c. IDMT Over-current
- (12) LED Indicator for audio / visuals alarm
- (13) Hour-run meter
- (14) Over 200 Event Log
- (15) Including 1 x USB port for PC configuration



* Materials and specifications are subjected to change without prior notice.

VGS1100

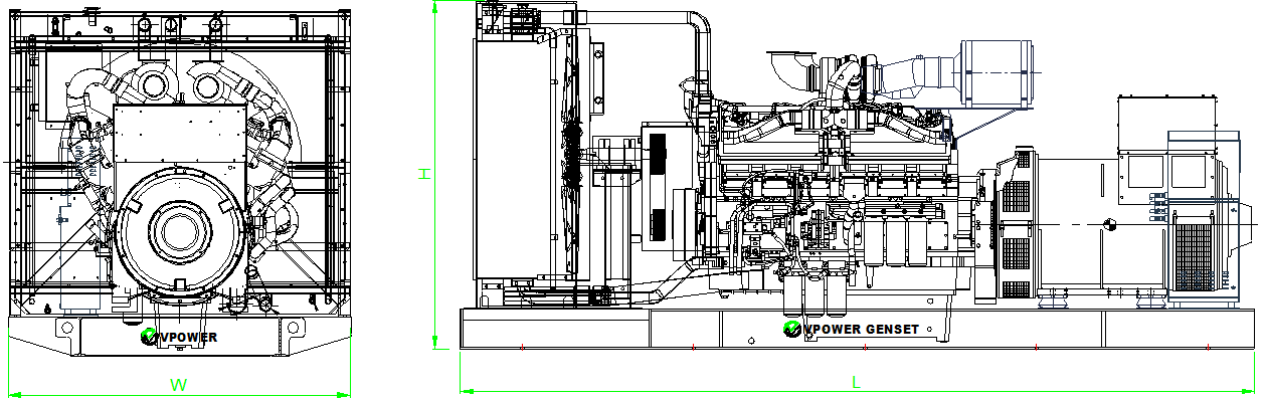
Open Type Generator Set

Rated Power (kWe/kVA)

Generator (Maker / Model)	Voltage	Prime Power Rating Output		
		kWe	kVA	AMPS
Leroy Somer LSA49.3L10	400V	800	1000	1443
Generator (Maker / Model)	Voltage	Standby Power Rating Output		
Leroy Somer LSA49.3L10	400V	894	1118	1613

* cos phi = 0,8

Generator Set layout, Dimensions and Weight



Genset Model	Weight (kg)	Dimensions (LxWxH) mm
VGS1100	10000	4800x 2190 x 2244

Optional Accessories

- ※ Base frame fuel tank or separate fuel tank
- ※ 50°C radiator for high amb. temp. (available for open type, standard for enclosure type)
- ※ Automatic changeover switch (ATS)
- ※ Deif, ComAp or other famous brand controller
- ※ ABB, Schneider, Siemens or other famous brand circuit breakers
- ※ Adjustable earth fault protection and earthing connection w/main CB
- ※ Adjustable fuel level sensor
- ※ Genset manual oil pump
- ※ Genset fuel oil cooler
- ※ Genset radiator heater/fuel oil heater/lub oil heater
- ※ Genset automatic fuel supply system
- ※ Genset anti-freeze heater
- ※ Genset DE housing-RTD/thermistor/PT100
- ※ Other genset accessory upon special request.

**VPOWER GROUP
INTERNATIONAL HOLDINGS LIMITED**

HONG KONG HEADQUARTERS
UNITS 2019-25, TOWER 1, METROPLAZA
223 HING FONG ROAD
HONG KONG

SINGAPORE OFFICE
65 CHULIA STREET #48-01
OCBC CENTRE
SINGAPORE 049513

VPOWER
we power your vision

e-mail: info@vpower.com